

30th International Security, Smart Buildings, Fire Safety & OSH Exhibition

EXHIBITION CLOSING REPORT

7-10 OCTOBER 2026

Istanbul Expo Center / Turkiye

ISAF INTERNATIONAL

Security • Smart Buildings • Fire Safety • OSH

POST SHOW REPORT 2026

ISAF 2026 / At a Glance

Visitor demographics, exhibitor profile and exhibition scale of the 30th edition.

16.286

Total visitors

Domestic + international

1.884

International visitors

11.6% of total visitors

75

Visitor countries

152

Booths

600+

Exhibiting Companies

13.500 m²

gross area

7.210 m²

net stand area

4 DAYS

Conference program

Three Exhibitions, One Meeting Point

Total visitor figures for ISAF International, MOBİSAD-IMEX and Data Center Eurasia.

KEY FIGURE

24.763

total visitors

ISAF International, MOBİSAD-IMEX and Data Center Eurasia came together under one event organization.

Exhibition scope

ISAF brings together electronic security, smart buildings, fire protection and occupational health and safety. KEY FIGURE Software, information technologies and artificial intelligence also form a shared technology focus across these fields.

Scale of the joint event

Together with MOBİSAD-IMEX and Data Center Eurasia, the three exhibitions welcomed 24,763 visitors. ISAF International accounted for 65.8% of this total.

Complementary industries

Complementary exhibition sectors brought security systems, digital infrastructure and new technologies together in one venue. The combined number reflects the closing figures of the three individual events.

Three Exhibitions, One Meeting Point

Total visitor figures for ISAF International, MOBİSAD-IMEX and Data Center Eurasia.

24.763

Total of three exhibitions

21,914 domestic / 2,849 international

65,8%

ISAF share

of all three exhibitions



Domestic and International Visitor Distribution

Domestic and international distribution of 16,286 professional visitors.



14.402

DOMESTIC VISITORS

88,4%

1.884

INTERNATIONAL VISITORS

11,6%

ISAF Visitors by Industry

Visitor counts across nine sectors. The two leading sectors account for 58.4% of the total.

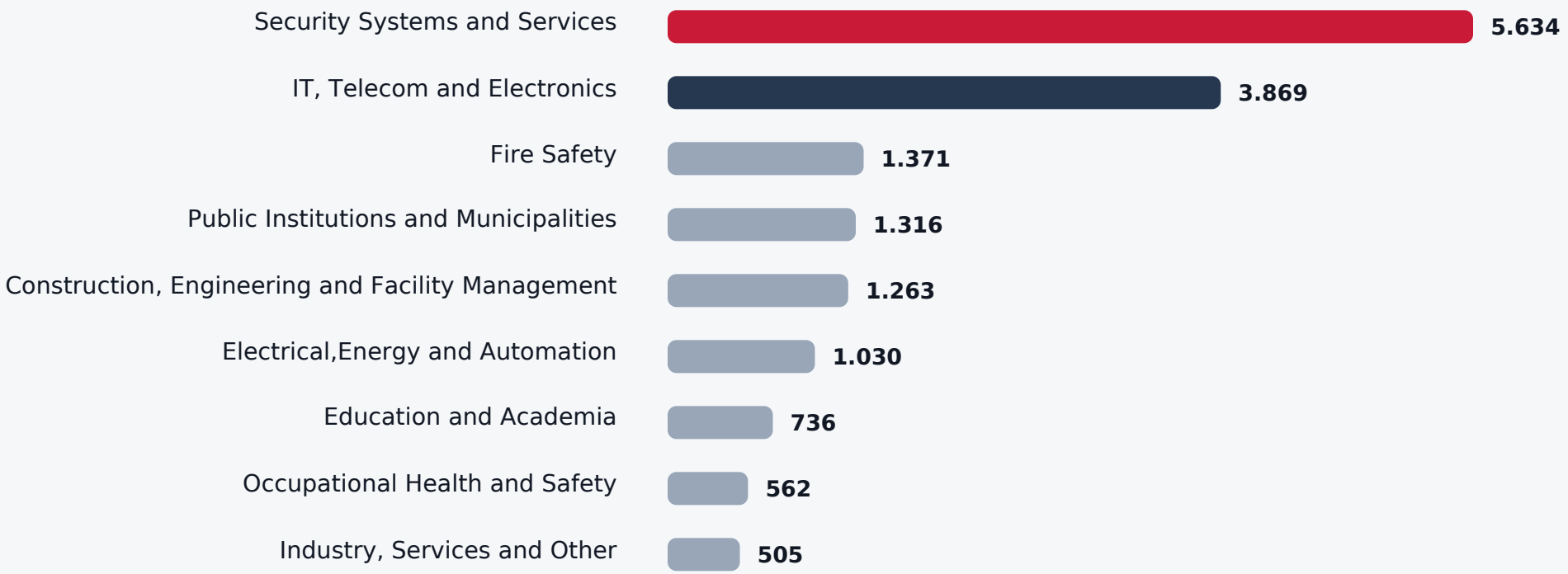

ISAF Visitors by Job Function

Management, business development and technical roles lead the visitor profile.

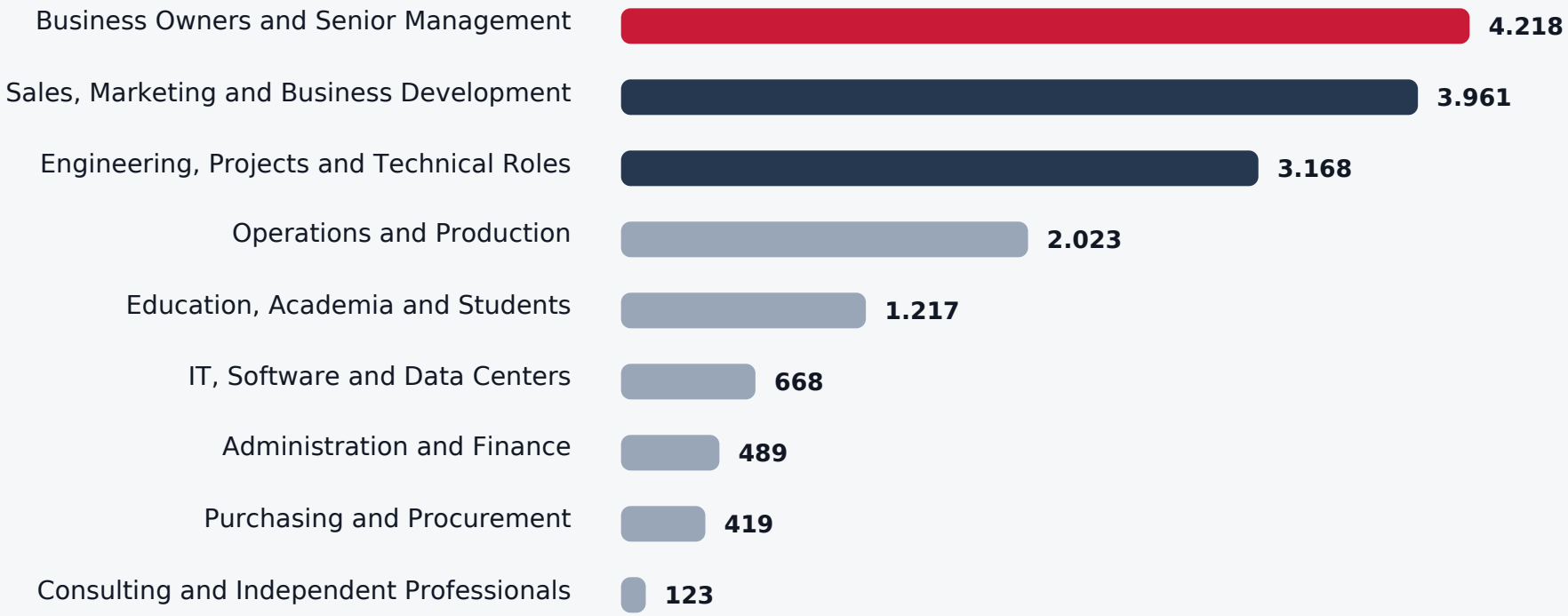

Management and Decision-Making Levels

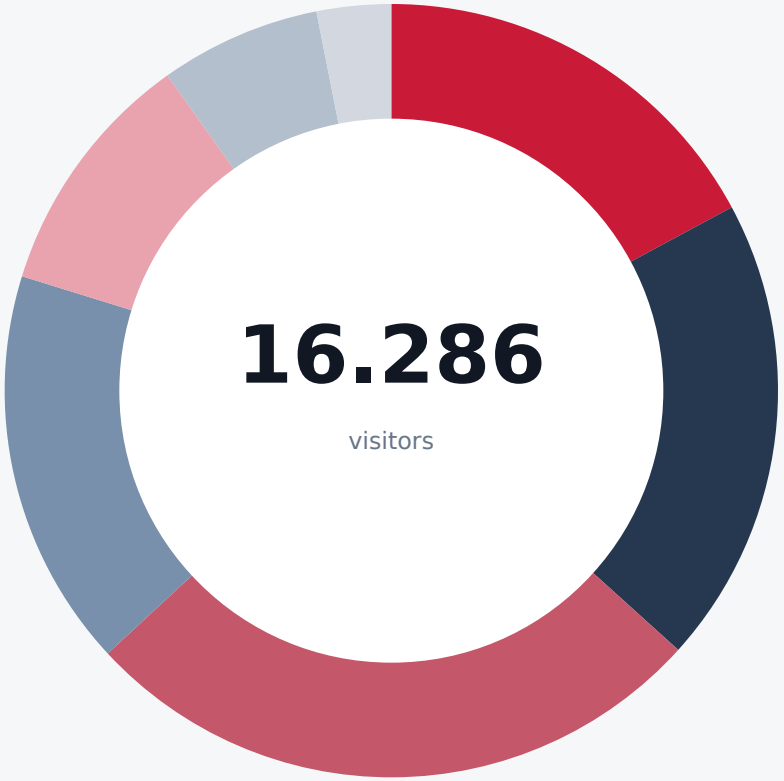

- **Management and Decision-Making Levels**
  2.791 / 17,1%
- **Senior management**
  3.185 / 19,6%
- **Middle management and team leaders**
  4.301 / 26,4%
- **Specialists, engineers and consultants**
  2.716 / 16,7%
- **Operations and support staff**
  1.692 / 10,4%
- **Students and interns**
  1.095 / 6,7%
- **Other**
  506 / 3,1%

Top 12 Countries of International Visitors

The 12 leading countries / territories among 1,884 international visitors.

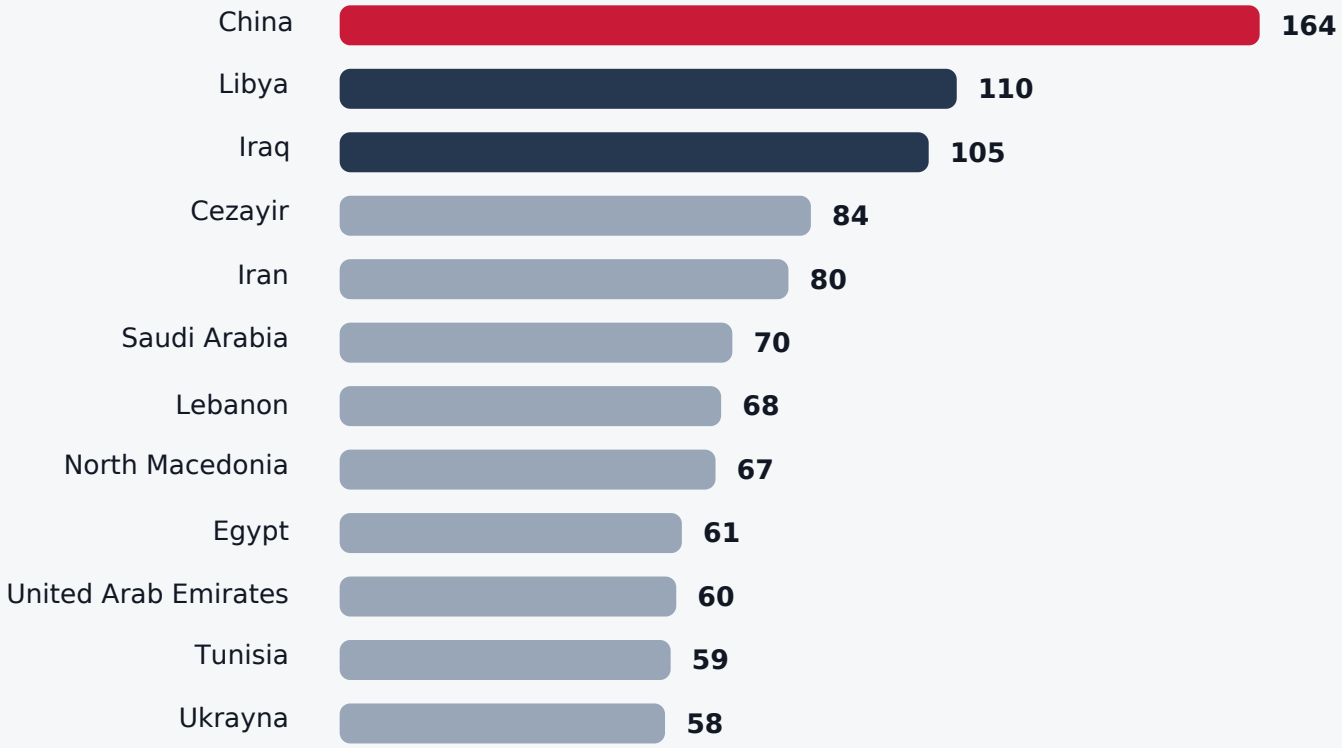

986

visitors from the
top 12 countries

28,8%

share of the
top 5 countries

International Visitors by Continent

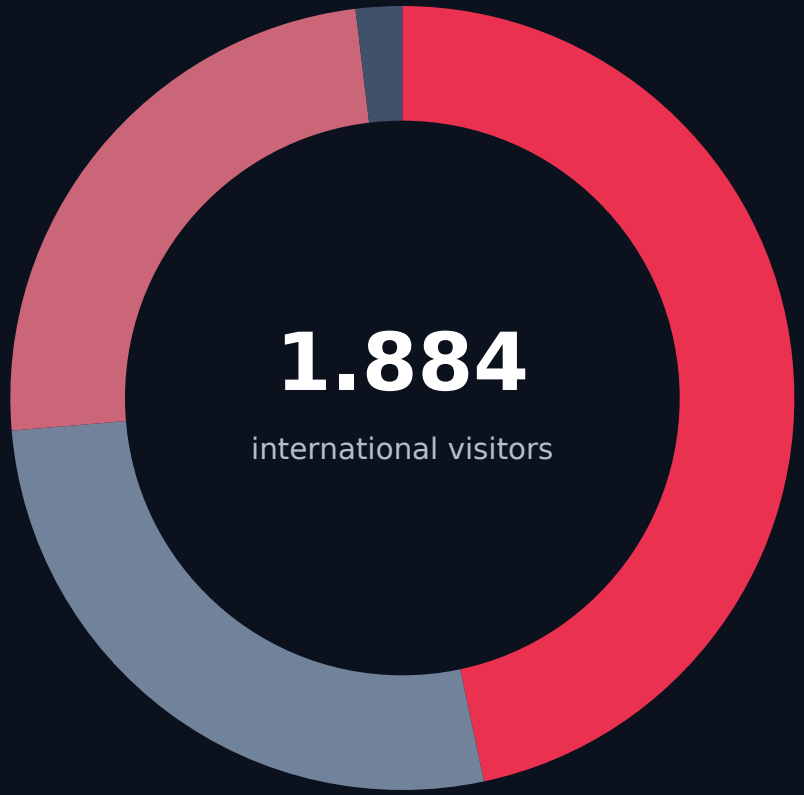

ASIA
879 visitors / 46.7%

EUROPE
509 visitors / 27.0%

AFRICA
460 visitors / 24.4%

AMERICAS
36 visitors / 1.9%

Full Country Ranking of International Visitors

Rank	Country / territory	Continent	Visitors	Share
1	**China**	ASIA	164	8,70%
2	**Libya**	AFRICA	110	5,84%
3	**Iraq**	ASIA	105	5,57%
4	**Algeria**	AFRICA	84	4,46%
5	**Iran**	ASIA	80	4,25%
6	**Saudi Arabia**	ASIA	70	3,72%
7	**Lebanon**	ASIA	68	3,61%
8	**North Macedonia**	EUROPE	67	3,56%
9	**Egypt**	AFRICA	61	3,24%
10	**United Arab Emirates**	ASIA	60	3,18%
11	**Tunisia**	AFRICA	59	3,13%
12	**Ukraine**	EUROPE	58	3,08%
13	**Pakistan**	ASIA	49	2,60%
14	**Morocco**	AFRICA	47	2,49%
15	**Germany**	EUROPE	45	2,39%
16	**Georgia**	ASIA	41	2,18%
17	**United Kingdom**	EUROPE	37	1,96%
18	**Turkish Republic of Northern Cyprus**	ASIA	36	1,91%
19	**Jordan**	ASIA	35	1,86%

Rank	Country / territory	Continent	Visitors	Share
20	**Albania**	EUROPE	34	1,80%
21	**Bulgaria**	EUROPE	33	1,75%
22	**France**	EUROPE	33	1,75%
23	**Greece**	EUROPE	32	1,70%
24	**Palestine**	ASIA	27	1,43%
25	**Senegal**	AFRICA	23	1,22%
26	**South Korea**	ASIA	22	1,17%
27	**Sudan**	AFRICA	21	1,11%
28	**Azerbaijan**	ASIA	21	1,11%
29	**Bosnia-Herzegovina**	EUROPE	21	1,11%
30	**Poland**	EUROPE	20	1,06%
31	**Kazakhstan**	ASIA	19	1,01%
32	**Spain**	EUROPE	19	1,01%
33	**United States of America**	AMERICA	18	0,96%
34	**Oman**	ASIA	18	0,96%
35	**Kosovo**	EUROPE	18	0,96%
36	**Moldova**	EUROPE	15	0,80%
37	**India**	ASIA	14	0,74%
38	**Italy**	EUROPE	11	0,58%

Full Country Ranking of International Visitors

Rank	Country / territory	Continent	Visitors	Share
39	**Kenya**	AFRICA	10	0,53%
40	**Uganda**	AFRICA	10	0,53%
41	**Belgium**	EUROPE	10	0,53%
42	**Russia**	EUROPE	10	0,53%
43	**Ghana**	AFRICA	8	0,42%
44	**South Sudan**	AFRICA	8	0,42%
45	**Nigeria**	AFRICA	8	0,42%
46	**Canada**	AMERICA	8	0,42%
47	**Israel**	ASIA	8	0,42%
48	**Uzbekistan**	ASIA	8	0,42%
49	**Ethiopia**	AFRICA	7	0,37%
50	**Czechia**	EUROPE	7	0,37%
51	**Bangladesh**	ASIA	6	0,32%
52	**Kuwait**	ASIA	6	0,32%
53	**Syria**	ASIA	6	0,32%
54	**Slovakia**	EUROPE	6	0,32%
55	**Yugoslavia**	EUROPE	5	0,27%
56	**South Africa**	AFRICA	4	0,21%
57	**Argentina**	AMERICA	4	0,21%
58	**Chile**	AMERICA	4	0,21%
59	**Austria**	EUROPE	4	0,21%
60	**Estonia**	EUROPE	4	0,21%
61	**Croatia**	EUROPE	4	0,21%
62	**Netherlands**	EUROPE	4	0,21%
63	**Romania**	EUROPE	4	0,21%
64	**Serbia**	EUROPE	4	0,21%
65	**Peru**	AMERICA	2	0,11%
66	**Afghanistan**	ASIA	2	0,11%
67	**Bahrain**	ASIA	2	0,11%
68	**Qatar**	ASIA	2	0,11%
69	**Cyprus**	ASIA	2	0,11%
70	**Kyrgyzstan**	ASIA	2	0,11%
71	**Singapore**	ASIA	2	0,11%
72	**Taiwan**	ASIA	2	0,11%
73	**Turkmenistan**	ASIA	2	0,11%
74	**Switzerland**	EUROPE	2	0,11%
75	**Portugal**	EUROPE	2	0,11%

Top 15 Cities in Türkiye

Istanbul accounted for 68.69% of domestic visitors, with 9,893 attendees.

9.893

ISTANBUL

68,69%

Visitors from 72 cities outside Istanbul: 4,509

Ankara	1.053
Kocaeli	622
Adana	320
Bursa	270
İzmir	232
Tekirdağ	150
Konya	146
Balıkesir	142
Antalya	138
Sakarya	81
Gaziantep	74
Eskişehir	73
Muğla	73
Adıyaman	64

Visitor Distribution by Region

The Marmara Region represented 76.8% of domestic visitors, with 11,061 attendees.



Regions outside Marmara / 3.039 visitors

Full City Ranking of Domestic Visitors

Rank	City	Visitors	Share
1	**İstanbul**	9.893	68,69%
2	**Ankara**	1.053	7,31%
3	**Kocaeli**	622	4,32%
4	**Adana**	320	2,22%
5	**Bursa**	270	1,87%
6	**İzmir**	232	1,61%
7	**Tekirdağ**	150	1,04%
8	**Konya**	146	1,01%
9	**Balıkesir**	142	0,99%
10	**Antalya**	138	0,96%
11	**Sakarya**	81	0,56%
12	**Gaziantep**	74	0,51%
13	**Eskişehir**	73	0,51%
14	**Muğla**	73	0,51%
15	**Adıyaman**	64	0,44%
16	**Kırklareli**	61	0,42%
17	**Zonguldak**	53	0,37%
18	**Kayseri**	47	0,33%
19	**Edirne**	44	0,31%

Rank	City	Visitors	Share
20	**Yalova**	43	0,30%
21	**Manisa**	40	0,28%
22	**Diyarbakır**	39	0,27%
23	**Afyonkarahisar**	36	0,25%
24	**Uşak**	36	0,25%
25	**Çanakkale**	35	0,24%
26	**Denizli**	34	0,24%
27	**Düzce**	34	0,24%
28	**Hatay**	34	0,24%
29	**Çorum**	32	0,22%
30	**Mersin**	30	0,21%
31	**Trabzon**	29	0,20%
32	**Şanlıurfa**	29	0,20%
33	**Sivas**	27	0,19%
34	**Batman**	26	0,18%
35	**Aydın**	25	0,17%
36	**Bilecik**	22	0,15%
37	**Kahramanmaraş**	22	0,15%

Full City Ranking of Domestic Visitors

Rank	City	Visitors	Share
38	**Van**	21	0,15%
39	**Samsun**	20	0,14%
40	**Mardin**	18	0,12%
41	**Bolu**	17	0,12%
42	**Elazığ**	17	0,12%
43	**Erzurum**	17	0,12%
44	**Kütahya**	15	0,10%
45	**Bitlis**	14	0,10%
46	**Malatya**	13	0,09%
47	**Amasya**	12	0,08%
48	**Ordu**	12	0,08%
49	**Niğde**	11	0,08%
50	**Isparta**	10	0,07%
51	**Nevşehir**	10	0,07%
52	**Aksaray**	8	0,06%
53	**Karaman**	7	0,05%
54	**Rize**	7	0,05%
55	**Sinop**	6	0,04%

Rank	City	Visitors	Share
56	**Erzincan**	6	0,04%
57	**Bartın**	5	0,03%
58	**Giresun**	5	0,03%
59	**Tokat**	5	0,03%
60	**Ağrı**	4	0,03%
61	**Kastamonu**	4	0,03%
62	**Şırnak**	4	0,03%
63	**Artvin**	3	0,02%
64	**Bingöl**	3	0,02%
65	**Karabük**	3	0,02%
66	**Yozgat**	3	0,02%
67	**Çankırı**	3	0,02%
68	**Ardahan**	2	0,01%
69	**Gümüşhane**	2	0,01%
70	**Kars**	2	0,01%
71	**Kırşehir**	2	0,01%
72	**Burdur**	1	0,01%
73	**Kırıkkale**	1	0,01%

EXHIBITOR PROFILE

152 BOOTHS

600+ Exhibiting Companies

13.500
m^2 gross area

7.210
m^2 net area



Exhibitor Distribution



Domestic

68 stands • 44.7%

4,137 m² net • 57.4%

International, indirect

25 stands • 16.4%

2.297 m² net • 31.9%

International, direct

59 stands • 38.8%

776 m² net • 10.8%

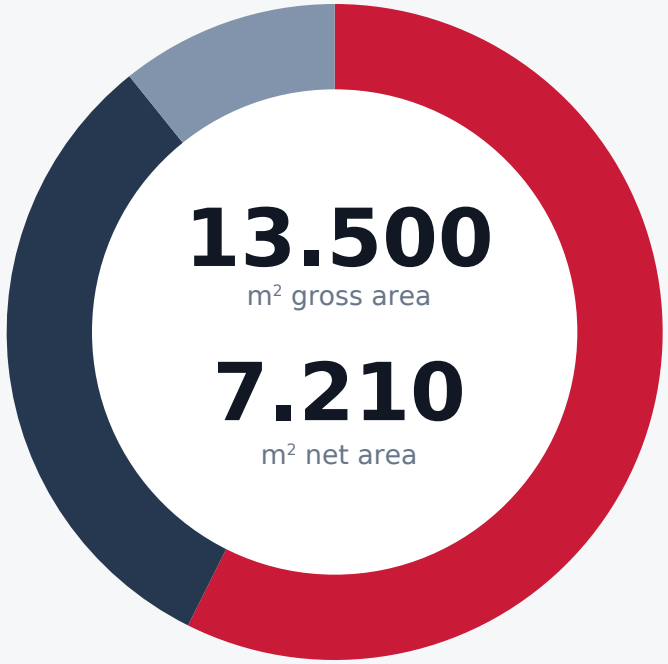

Exhibitors by Country

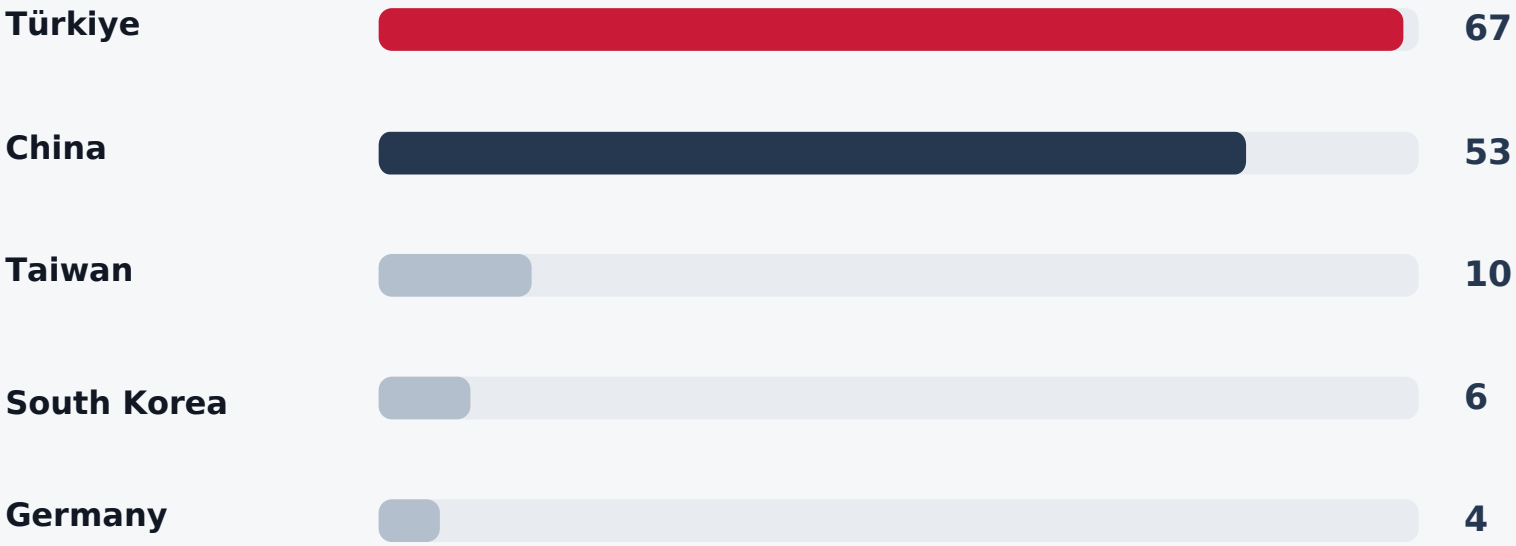

84 direct and indirect international exhibitor registrations

OTHER COUNTRIES

Russia	2
USA	2
Ukraine	1
Finland	1
Netherlands	1
Japan	1
Bulgaria	1
Spain	1
Canada	1

Exhibitors by Industry



Exhibitors

- 3ONEDATA
- A2TEC INC
- AJAX SYSTEMS TRADING FZE
- ANHUI SPAON INTELLIGENT TECHNOLOGY
- ANHUI TSINGLINK INFORMATION TECHNOLOGY
- ANSOLUTIONS
- ARMA KONTROL SİSTEMLERİ
- ART SİSTEM BİLGİSAYAR GÜVENLİK TEKNOLOJİLERİ
- ASPENTECH SECURITY SOLUTIONS
- ATAK YANGIN
- BALIKESİR İTFAİYESİ
- BARFAS OTOMOSYON TEKNOLOJİ
- BEŞİKTAŞ ÇEVRE VE KENTSEL ARAMA KURTARMA DRN.
- BİLRAD
- BİMEL
- CHANGCHUN FEILIN ELECTRONIC
- CNS VISION GÜVENLİK
- ÇANKAYA GROUP GÜVENLİK SİSTEMLERİ
- D İNOVASYON TEKNOLOJİ
- DEMİRCAN MEDYA GRUBU
- DONGGUAN FANSHENBANG TECH. DEVELOPMENT
- DONGGUAN YOULIANYINUO BIOMETRIC TECH.
- DT HI FOG YANGIN SÖNDÜRME SİSTEMLERİ
- DVC ELEKTRONİK
- EFB ELEKTRONİK
- EKİNGEN ELEKTRONİK
- ELEKS ELEKTRİK ELEKTRONİK SİSTEMLERİ
- ELEKTRİK DÜNYASI DERGİSİ
- ELEKTRİK HABER
- EMİSYON MÜHENDİSLİK
- ENERJİ TESİSAT
- ENVOY FIRE
- ENZHI HUADATONG DIGITAL TECHNOLOGY
- EPAŞ TEKNİK SES ELEKTRONİK
- ERONA YANGIN
- ERSAN ELEKTRONİK
- FOSHAN LUOKAI LOCKING TECHNOLOGY
- GENET GENEL ELEKTRONİK TEKNOLOJİLERİ
- GRUNDIG
- GUANGDONG BCOM ELECTRONIC TECHNOLOGY
- GUANGDONG TECHFINE ELECTRONIC
- GUANGZHOU FUSWORTH ELECTRONIC S&T
- GUANGZHOU HEAD TECHNOLOGY DEVELOPMENT
- GUANGZHOU RUNFU BIOTECHNOLOGY
- GUANGZHOU WATCHMAN ELECTRONIC TECHNOLOGY
- GÜÇLÜ GÜVENLİK TEKNOLOJİLERİ
- HAN ELEKTRONİK
- HANGZHOU HUA NOVA CONV.
- HANGZHOU XİNYUANDA INTELLIGENT TECHNOLOGY
- HIKVISION TURKEY
- HİZMETİX DERGİSİ
- HSC YAYINCILIK
- HUANYA INTELLIGENT TECHNOLOGY
- INFORMAC TEKNOLOJİ
- INOX BİLİŞİM GÜVENLİK TEKNOLOJİLERİ
- INRICO TECHNOLOGIES
- İLKFER GROUP
- İSG HABER
- İSMAK SİVİL MOTOSİKLET ARAMA KURTARMA DERNEĞİ
- İBB İSTANBUL İTFAİYESİ
- İSTANBUL ELEKTRİK MÜH.ODASI
- JIANGSU ELITE LOCK
- JOYSEE
- K RESPONSE ROBOTİCS
- KAMU BİLİŞİM DERNEĞİ
- KEDACOM BİLİŞİM A.Ş.
- KITECH (KOREA INSTITUE IF INDUSTRIAL TECH.)
- KOD ELEKTRONİK
- KOZA GÜVENLİK
- LINYI JILANG ELECTRONIC TECHNOLOGY
- LION TECHNOLOGY
- MAKRO SİSTEMLERİ
- MAVİLİ ELEKTRONİK
- MC AVCI İNŞAAT OTOMOTİV
- MESA GÜVENLİK
- METCOM GÜVENLİK TEKNOLOJİLERİ
- MİCAE ELEKTRONİK
- MİDAS KURUMSAL
- MNS BİLİŞİM
- MONKAS BİLİŞİM TEKNOLOJİLERİ
- MTA GÜVENLİK BİLİŞİM TEKNOLOJİLERİ
- NINGBO KEYONG JINGSHENG ELECTRICAL APPLIANCE
- NOVA GRUP
- NUWA GROUP
- OİS GÜVENLİK VE SAVUNMA TEKNOLOJİLERİ
- OKİSAN GÜVENLİK TEKNOLOJİLERİ
- OTOMASYON KONTROL MARKET
- ÖNCÜ GÜVENLİK SİSTEMLERİ
- ÖZAK GEÇİŞ TEKNOLOJİLERİ
- POLİMEK ELEKTRONİK
- POWERSITE
- PROSENSE TEKNOLOJİ SANAYİ
- PROSTAR TEKNOLOJİ DANIŞMANLIK
- QNAP
- QUANTUM SİSTEM BİLİŞİM TEKNOLOJİLERİ
- RADÜS DERGİ
- RANDA TEKNOLOJİLER SANAYİ
- RAYTHİNK TECHNOLOGY
- REDBAN ELEKTRONİK
- REOLINK
- SEAD PUMP (ZHEJIANG)
- SHANGHAI GUANGTUO INFORMATION TECHNOLOGY
- SHANGHAI LMAGING SECURITY TECHNOLOGIES
- SHANGHAI TERJIN INFORMATION TECHNOLOGY
- SHENZHEN ANVOX ALARM SYSTEMS
- SHENZHEN ANXIA TECHNOLOGY
- SHENZHEN BESTAR TECHNOLOGY
- SHENZHEN DIAMANTE TECHNOLOGY
- SHENZHEN DIJIEAN TECHNOLOGY
- SHENZHEN EP SMART LINK TECH
- SHENZHEN HENGSHENG INFORMATION TECHNOLOGY
- SHENZHEN IOMA TECHNOLOGY
- SHENZHEN LIANGJIANGHUI IOT INTELLIGENT TECH.
- SHENZHEN LINKOHNET TECHNOLOGY
- SHENZHEN MEIAN TECHNOLOGY
- SHENZHEN NEXBIT STORAGE TECHNOLOGY
- SHENZHEN QOHO ELECTRONICS
- SHENZHEN SHENSANGKE TECHNOLOGY
- SHENZHEN THINMOO TECHNOLOGY
- SHENZHEN TOPPER VISION LTD
- SHENZHEN WINTOP OPTICAL TECHNOLOGY
- SHENZHEN XIANGYI VIDEO TECHNOLOGY
- SİBER GÜVENLİK TEŞKİLATI DERNEĞİ
- SİSMİK ISITMA SOĞUTMA VE GÜVENLİK
- SPİRE TECHOLOGY
- STRAFFIC
- SYNERGY GLOBAL ENTEGRE BİNA TEKNOLOJİLERİ
- TAHLİYE PROJESİ
- TAITRA
- TEKNİM ELEKTRONİK
- TELKOTİM BİLİŞİM TEKNOLOJİLERİ TİC
- TELLİOĞLU İNŞAAT TAAHHÜT
- TESAN İLETİŞİM
- TIANDY
- TPLINK BİLGİ TEKNOLOJİLERİ
- TRASSIR
- TUYAD
- VANDSEC ELECTRONİCS
- VENAS GÜVENLİK SİSTEMLERİ
- VİDEOFON GÜVENLİK TEKNOLOJİLERİ
- WANGJING (SHENZHEN)
- WENZHOU ANNAIXIN SCIENCE TECHNOLOGY
- WENZHOU SHIYU ELECTRONIC TECHNOLOGY
- YAHYA KARA
- YANGINA SON
- YANKI AKADEMİ YÖNETİM İŞ ÇÖZÜMLERİ
- YG YANGIN
- ZERGİNAR DIŞ TİCARET
- ZEYTEK BİLİŞİM VE TEKNOLOJİLERİ
- ZHEJIANG FUNETON ELECTRONICS
- ZHUHAI TAICHUAN CLOUD TECHNOLOGY

Four Days, Four Focus Areas

Conference themes by day, based on the published program.



07 OCT

Fire Response

- Battery and Vehicle Fires
- Forest Fires
- Prevention and Early Detection

08 OCT

Fire and Occupational Safety

- Public and Living Spaces
- Industrial and Critical Facilities
- OSH and Protective Equipment

09 OCT

Specialized and Integrated Security

- Critical Infrastructure
- AI and Risk Management
- Facility Security

10 OCT

Applications and Demonstrations

- Drone Technologies
- Operations Centers
- Site Scanning and K9

Conference and Professional Knowledge Exchange

4 DAYS

thematic conference program

ISAF International 2026

Four-Day Program

Complementing the exhibition, the four-day conference addressed fire response, building safety, OSH, critical infrastructure and integrated security.

International Professional Participation

Experts from ASIS International Türkiye, ASIS Europe, GÜSOD, CoESS, CFPA-E, ENSHPO and NEBOSH supported international knowledge exchange. Fire services, academia and industry shared practical perspectives.

Program Highlights

20 panels and 60 speakers in the main hall over four days
23 presentations in the presentation hall

Conference Speakers

Full Name	Organization
Alper Seyhan	Securitas Türkiye
Andy Williams	ASIS Europe
Antolin Pardo	Hilti
Arda Ataoğlu	TİGİAD / İş Koruma İş Güvenliği Malzemeleri
Asuman Erkul	CFPA-E / NTSS
Aykut Baran	ASIS Türkiye Chapter
Aylin İlgen	TESYÖN
Batuhan Tayfun	INT-TECH
Cafer Yılmaz	Gaziantep Fire Department
Catherine Piana	CoESS
Chris Irwin	Seattle Fire Department
Dr. Aylin İlgen	International Facility Managers Association (TESYÖN)
Dr. Nafiseh Farajirad	Üsküdar University
Dr. Özkan Kaan Karadağ	Istanbul Metropolitan Municipality
Dr. Yiannis Kontoulis	ELIPYKA
Engin Pekyılmaz	Chamber of Electrical Engineers (Ankara)
Erdem Atay	ISS PROSER
Erhan Evlimoğlu	SER Elektronik Sistemler
Ertuğrul Kadir Işık	Ministry of Health / SYGM
Fatih Bilgin	International Surface Protection
Feridun Bayram	Marmara Fair Organization
Francesco Santi	ENSHPO
Gökhan Karakaya	Ankara Fire Department
Gözde Ay Şahin	Istanbul Chamber of Industry
Guido Zaccarelli	AIAS (Associazione Italiana Ambiente e Sicurezza)

Full Name	Organization
İbrahim Bulut	Museum Security Specialist
İkram Çelik	General Directorate of Forestry
İlker İbik	Efectis Era Avrasya
İsmail Altındağ	Hilti
John Briggs	CFPA-E
Kağan Gümüş	G4S
Kenan Apaydın	Emlak Yönetim A.Ş.
Kiriakos Tsakiridis	ARFF Kavala
Mehmet Olcay Bal	TİBDER
Miktat Kuzhan	Atalian
Muhammet Büyükyıldız	Istanbul Metropolitan Municipality / OSH Directorate
Murat Başlı	Denizli Fire Department
Murat Bayram	Ministry of Environment and Urbanization
Nazım Ergelen	Balıkesir Fire Department
Nick Bo	Hikmicro (Hikvision)
Pete Bevils	The Fire Lab
PhD(c) Yasemin Öymez	TİGİAD / Semin Sanayi ve Ticaret A.Ş.
Semih Koçak	TİGİAD / Numeko Safety
Sinan Aşcı	Marmara Sanayi Sitesi
Sinan Pektaş	General Directorate of Security / Private Security Dept.
Sophie Edwards	NEBOSH
Steve Pofelski	Seattle Fire Department
Turgay Şahan	GÜSOD / TAV Security
Volkan Özdil	TEPE Corporate
Z. Yeşim Eryılmaz	TİGİAD / USB Certification



WHERE INDUSTRIES COME TOGETHER

ISAF INTERNATIONAL 2026

7-10 October 2026 / Istanbul Expo Center

Marmara Fair Organization

www.isaffuari.com